



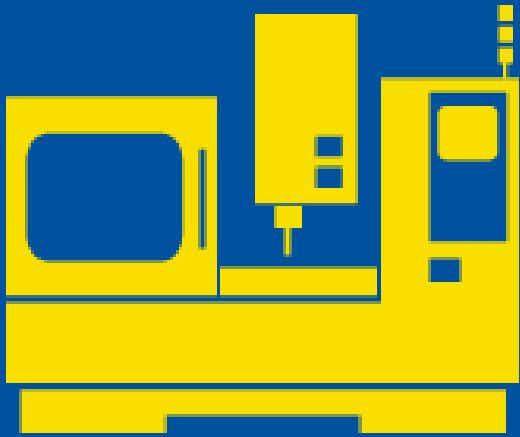
Resource Management

HYDRA X
BUILD YOUR FACTORY SMART

WE CREATE SMART FACTORIES



Do you make optimum use of your **resources**?
... and do you know their potential?



Motivation

"If one of our supervisors wants to **know** what is being produced on a machine and whether everything is running well, then they either have to **call** or **go there** themselves. This is certainly antiquated."

"Most of our machines provide us with **data**, but what do we do with this data? How can we **use** this data to **optimize** our **processes**?"

"We have got two major **problems** in our production: **maintenance** and **NC programs**. Both are **time-consuming** and **tiring**."



Your Issue



- Manage all your resources in one system.
- Keep digital histories automatically.
- Keep an eye on everything.
- Use intelligent tools for maintenance and automatic data transfer.



Our Solution

With the mApps of the HYDRA X category Resource Management, you can...

- ... manage all resources and keep histories.
- ... monitor the performance of your resources & display it in real time – including KPIs.
- ... control & optimize maintenance of your resources.
- ... record and classify your energy consumption.
- ... record and analyze process data.
- ... optimize setup processes via automatic transfer of setting data & NC programs.



HYDRA X



Production
Process
Analysis

Energy
Management

AI-based
Capacity
Utilization
Analysis

Maintenance
& Service
Management

Process Data
Management

Machine
Performance
KPIs

Equipment
Management


DNC &
Setting Data

Shop Floor
Monitor

Machine
Monitoring

Machine
Status
Analysis

Resource Management mApps



Improve process reliability

No more unreliable written documentation

Increase productivity

Optimize setup processes & maintenance

Reduce costs & meeting standards

Optimize energy consumption (DIN EN ISO 50001)

Full transparency

In-depth knowledge of production processes

Your Benefits

With **HYDRA X** Resource Management,
you make optimum use of your
machines, tools und other resources.

A red line graph showing an upward trend, starting from the bottom left and curving upwards towards the right. A vertical red line connects a point on the curve to the text 'Profit Now!'.

Profit Now!

A photograph of a modern industrial building complex. The main building is white with blue accents and multiple windows. A smaller building with a blue roof and large glass facade is on the right. The sky is blue with white clouds. A red line graphic runs across the bottom of the image, ending in a white circle on the left.

About MPDV

WE CREATE SMART FACTORIES





**Market
leader**

for IT solutions in production



Over

45 years

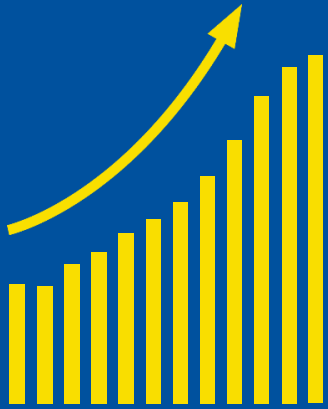
project experience



We are at your side on the way to the Smart Factory

regardless of
your **size** and **industry**

Who are we?




73 Mil

Euro group turnover



520

Employees



13


Locations worldwide

Basic Information



100,000

Machine connections
worldwide



1,100,000

People work with MPDV
systems every day



1,750

Installations

Basic Information

Would you like to find out more about HYDRA X?



WE CREATE SMART FACTORIES



www.mpdv.com



info@mpdv.com



[+49 6261 9209 101](tel:+4962619209101)



Contact